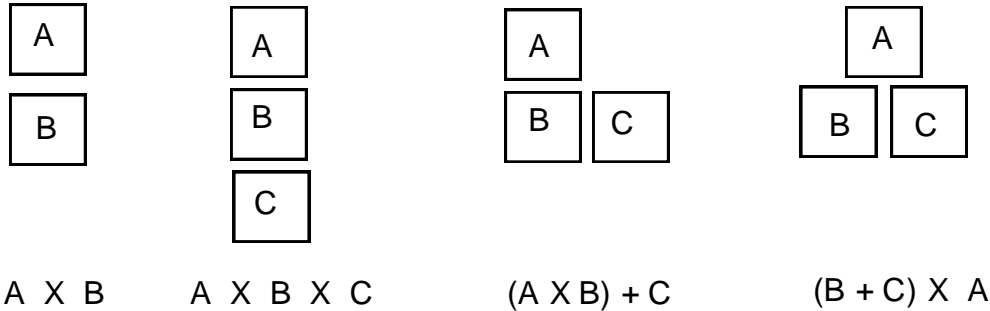
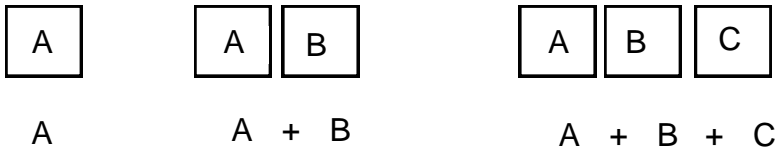


## On-Sets Appendix

Here are examples of ways of removing ambiguities in On-Sets solutions.

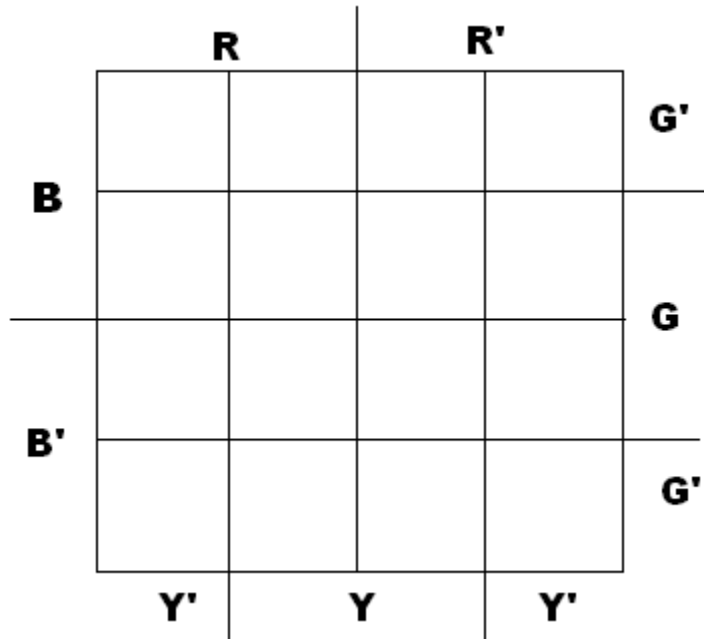
<u>Division</u>	<u>Variations</u>	<u>Examples</u>	<u>Default</u>
EMJS	Wild Cube	RUG or B-V B          U	Wild Cube = itself: It is also sufficient to indicate in one place in the solution what the Wild Cube represents. It is understood to represent the same symbol throughout (Restriction & Set Name)
EMJS	$\cup, \cap$ interchangeable	$\cup = \cup, \cap = \cap$	Write the symbol you want in each place in the solution. No other indication is necessary.
EMJS	$\vee, \wedge$ interchangeable	$\vee = \vee, \wedge = \wedge$	Same as above
EMJS	Multiple Operation		Write the operation sign as many times as you need. You do not need indicate Multiple Operation.
S	Blank Wild		Blank card stays blank.

### The Seven Proper On-Sets Goals



## Official Preprinted On-Sets Charts

A player may use these preprinted charts, or similar charts. Any other preprinted materials are not allowed.



<b>X</b>	<b>-</b>	<b>B</b>	<b>BR</b>	<b>R</b>
<b>-</b>				
<b>G</b>				
<b>GY</b>				
<b>Y</b>				